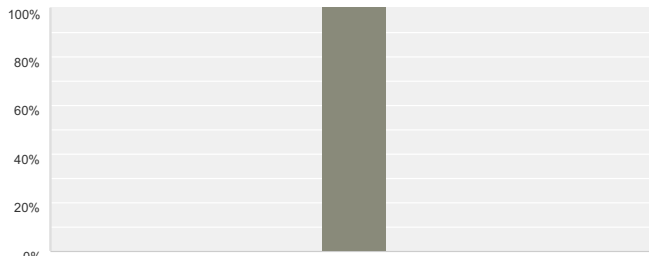


FY16 Title I & II JCSS Parent Survey

Q1 My child(ren) currently attend school.

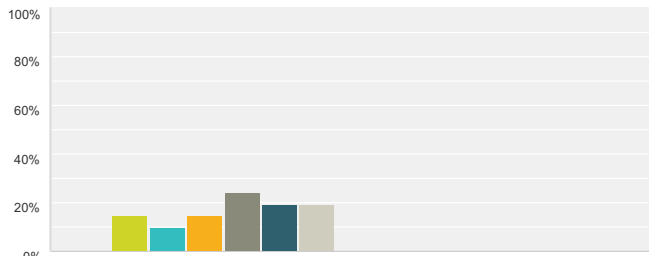
Answered: 22 Skipped: 0



- Q1: Turner Woods Elementary
- Dames Ferry Elementary
 - Gray Elementary
 - Mattie Wells Elementary
 - Turner Woods Elementary
 - Clifton Ridge Middle School
 - Gray Station Middle School
 - Jones County High School

Q2 What grade is your child(ren)?

Answered: 21 Skipped: 1

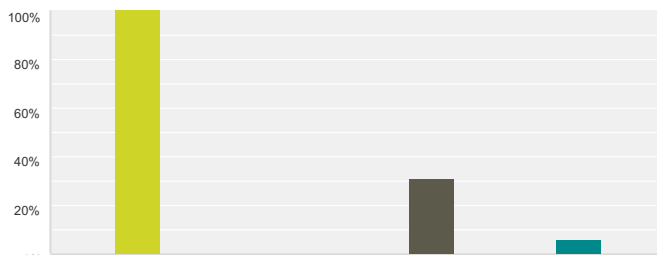


- Q1: Turner Woods Elementary
- Kindergarten
 - 1st grade
 - 2nd grade
 - 3rd grade
 - 4th grade
 - 5th grade
 - 6th grade
 - 7th grade
 - 8th grade
 - 9th grade
 - 10th grade
 - 11th grade
 - 12th grade

	Kindergarten	1st grade	2nd grade	3rd grade	4th grade	5th grade	6th grade	7th grade	8th grade	9th grade	10th grade	11th grade	12th grade	Total
Q1: Turner Woods Elementary	14.29% 3	9.52% 2	14.29% 3	23.81% 5	19.05% 4	19.05% 4	0.00% 0	0.00% 0	0.00% 0	0.00% 0	0.00% 0	0.00% 0	0.00% 0	100.00% 21
Total Respondents	3	2	3	5	4	4	0	0	0	0	0	0	0	21

Q3 My child(ren) participate in the following programs at his/her school. (Please select all that apply)

Answered: 16 Skipped: 6



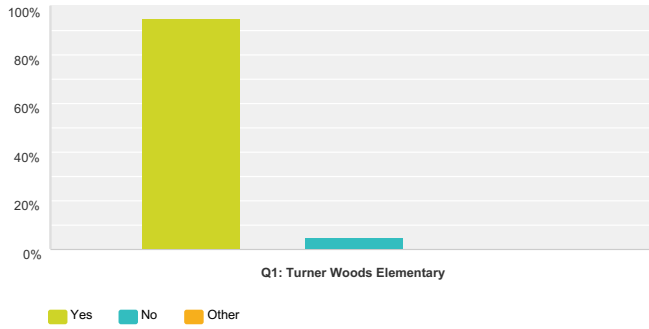
- Q1: Turner Woods Elementary
- Regular Education Program
 - AP Program
 - Curriculum Academy (9th Grade, Career, etc.)
 - Dual Enrollment/Post-Secondary Prep
 - English Learner Program
 - Extended Learning Program
 - Gifted and Talented Program
 - Migrant Program
 - Remedial Program
 - Special Education Program

FY16 Title I & II JCSS Parent Survey

	Regular Education Program	AP Program	Curriculum Academy (9th Grade, Career, etc.)	Dual Enrollment/Post-Secondary Prep	English Learner Program	Extended Learning Program	Gifted and Talented Program	Migrant Program	Remedial Program	Special Education Program	Total
Q1: Turner Woods Elementary	100.00% 16	0.00% 0	0.00% 0	0.00% 0	0.00% 0	0.00% 0	31.25% 5	0.00% 0	0.00% 0	6.25% 1	137.50% 22
Total Respondents	16	0	0	0	0	0	5	0	0	1	16

Q4 Do you have internet access?

Answered: 20 Skipped: 2

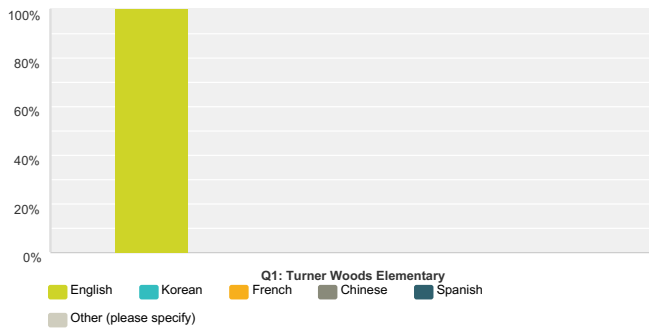


	Yes	No	Other	Total
Q1: Turner Woods Elementary	95.00% 19	5.00% 1	0.00% 0	100.00% 20
Total Respondents	19	1	0	20

#	Q1: Turner Woods Elementary	Date
	There are no responses.	

Q5 What is the primary language spoken in your home?

Answered: 22 Skipped: 0



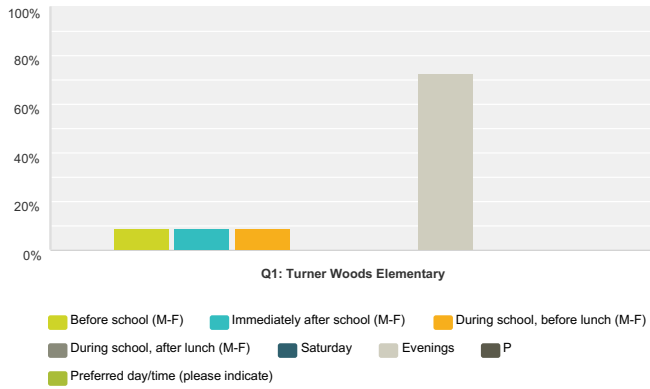
	English	Korean	French	Chinese	Spanish	Other (please specify)	Total
Q1: Turner Woods Elementary	100.00% 22	0.00% 0	0.00% 0	0.00% 0	0.00% 0	0.00% 0	100.00% 22
Total Respondents	22	0	0	0	0	0	22

#	Q1: Turner Woods Elementary	Date
	There are no responses.	

Q6 When is the best time for you to attend a parent event?

Answered: 22 Skipped: 0

FY16 Title I & II JCSS Parent Survey

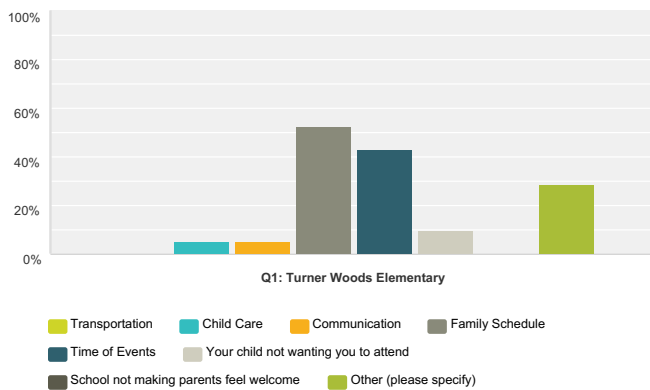


	Before school (M-F)	Immediately after school (M-F)	During school, before lunch (M-F)	During school, after lunch (M-F)	Saturday	Evenings	P	Preferred day/time (please indicate)	Total
Q1: Turner Woods Elementary	9.09% 2	9.09% 2	9.09% 2	0.00% 0	0.00% 0	72.73% 16	0.00% 0	0.00% 0	100.00% 22
Total Respondents	2	2	2	0	0	16	0	0	22

#	Q1: Turner Woods Elementary	Date
	There are no responses.	

Q7 Please check any of the following that prevent you from being able to participate in school functions, activities, and planning events?

Answered: 21 Skipped: 1



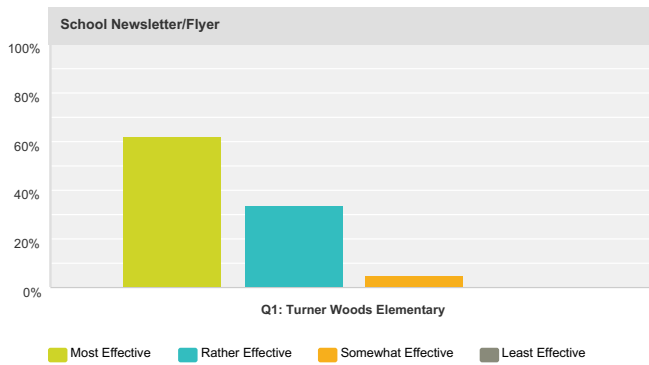
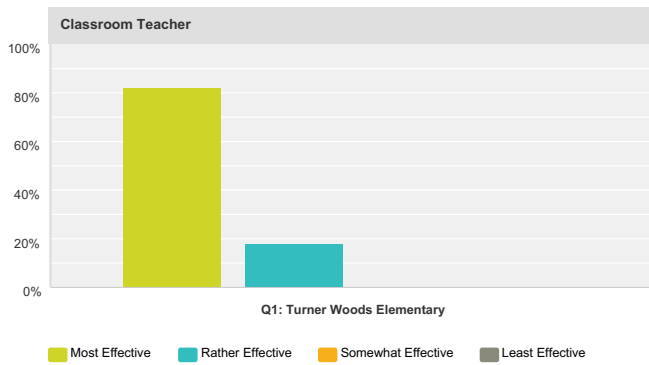
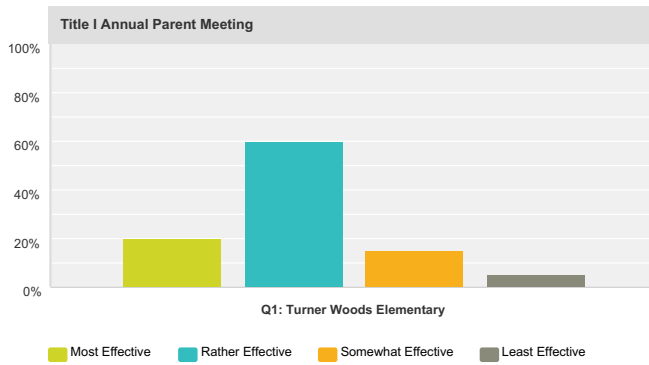
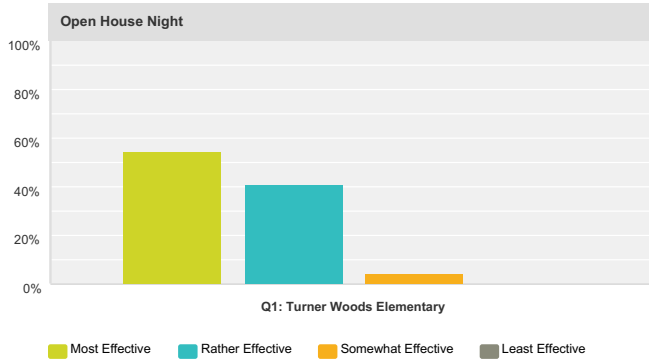
	Transportation	Child Care	Communication	Family Schedule	Time of Events	Your child not wanting you to attend	School not making parents feel welcome	Other (please specify)	Total
Q1: Turner Woods Elementary	0.00% 0	4.76% 1	4.76% 1	52.38% 11	42.86% 9	9.52% 2	0.00% 0	28.57% 6	142.86% 30
Total Respondents	0	1	1	11	9	2	0	6	21

#	Q1: Turner Woods Elementary	Date
1	Younger children	5/4/2016 10:07 AM
2	Work	5/3/2016 10:26 PM
3	Work	5/3/2016 4:39 PM
4	Work	5/3/2016 12:04 PM
5	my work schedule	4/28/2016 1:16 PM
6	I teach at TWES ...but her dad can be available.	4/19/2016 1:36 PM

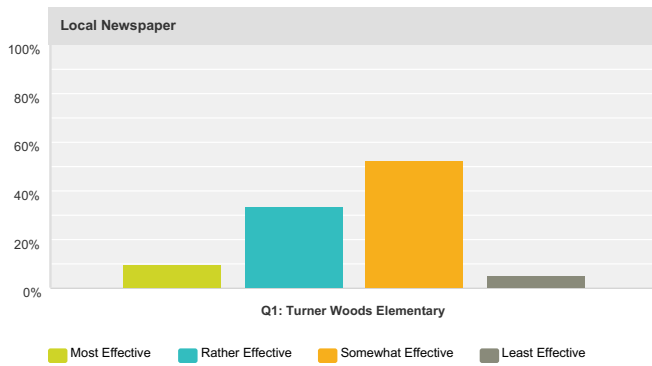
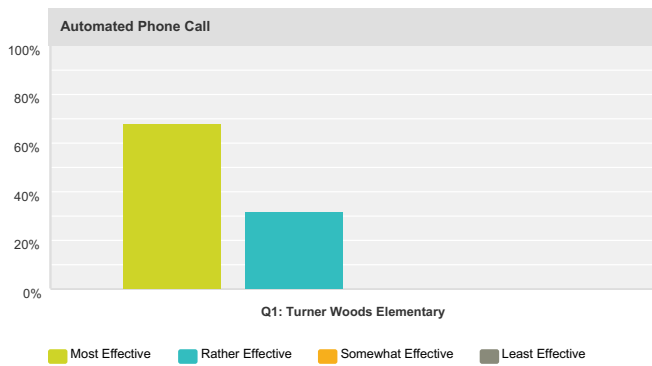
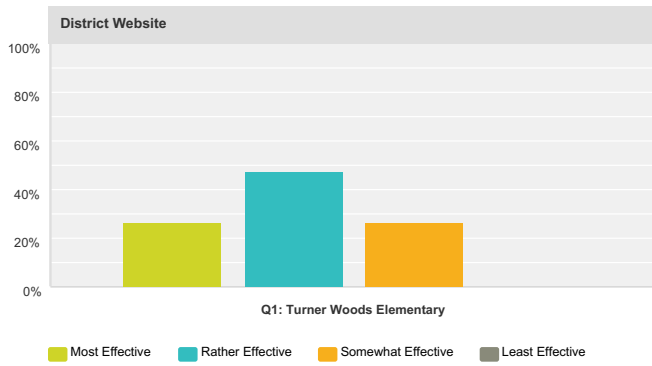
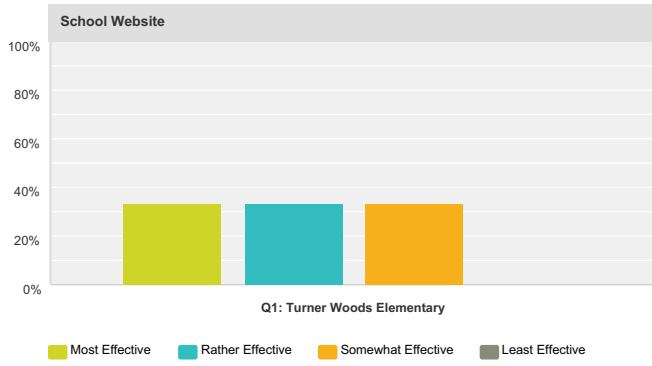
Q8 Please indicate how effective each source(s) is in providing support and information about parental involvement

**workshops, presentations, and other
various information or activities as it relates
to the school and/or district.**

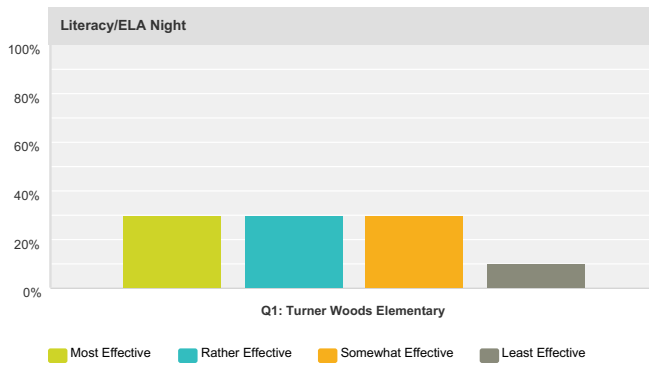
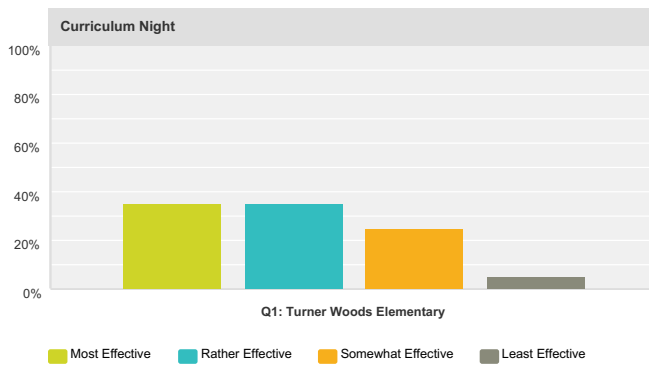
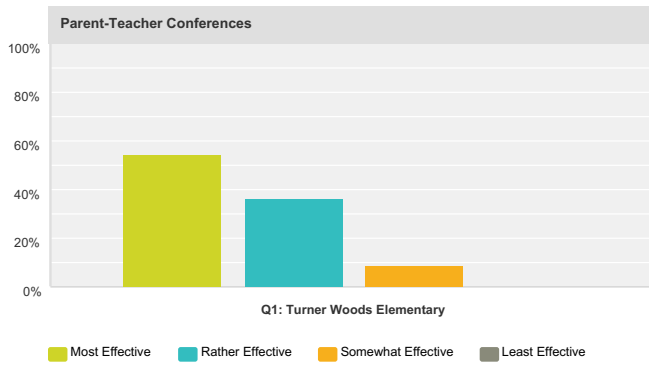
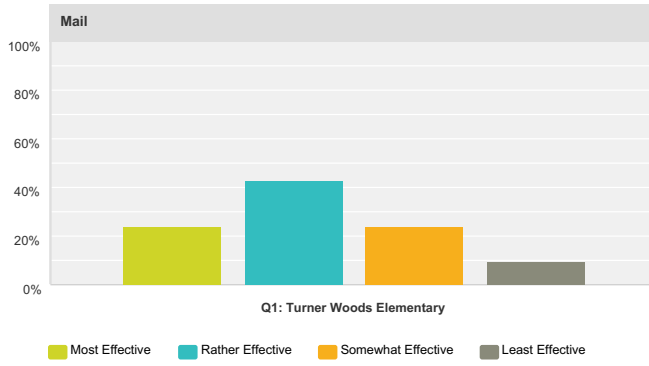
Answered: 22 Skipped: 0



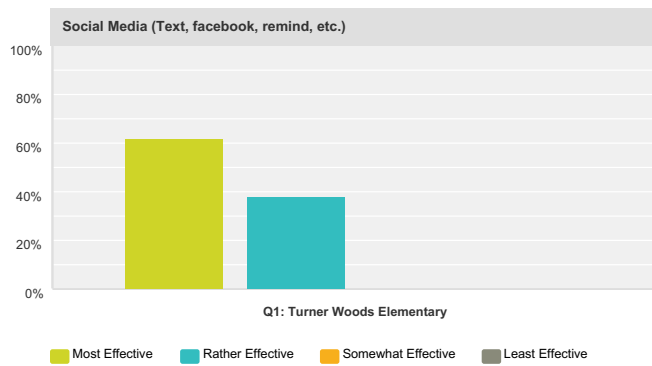
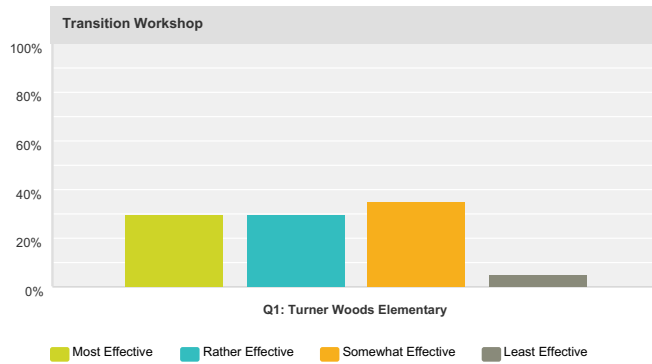
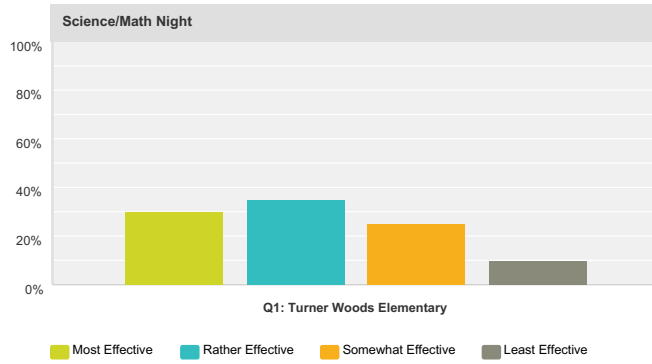
FY16 Title I & II JCSS Parent Survey



FY16 Title I & II JCSS Parent Survey



FY16 Title I & II JCSS Parent Survey



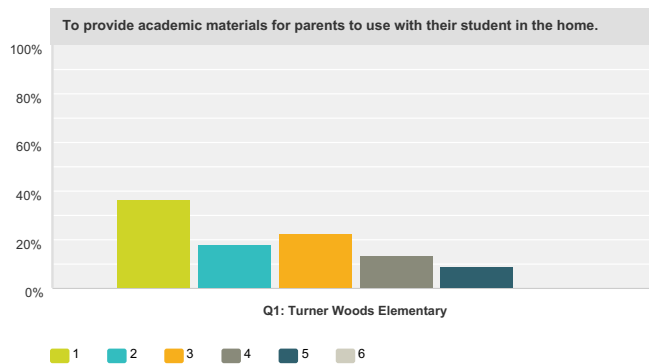
Open House Night					
	Most Effective	Rather Effective	Somewhat Effective	Least Effective	Total
Q1: Turner Woods Elementary	54.55% 12	40.91% 9	4.55% 1	0.00% 0	100.00% 22
Title I Annual Parent Meeting					
	Most Effective	Rather Effective	Somewhat Effective	Least Effective	Total
Q1: Turner Woods Elementary	20.00% 4	60.00% 12	15.00% 3	5.00% 1	90.91% 20
Classroom Teacher					
	Most Effective	Rather Effective	Somewhat Effective	Least Effective	Total
Q1: Turner Woods Elementary	81.82% 18	18.18% 4	0.00% 0	0.00% 0	100.00% 22
School Newsletter/Flyer					
	Most Effective	Rather Effective	Somewhat Effective	Least Effective	Total
Q1: Turner Woods Elementary	61.90% 13	33.33% 7	4.76% 1	0.00% 0	95.45% 21
School Website					
	Most Effective	Rather Effective	Somewhat Effective	Least Effective	Total
Q1: Turner Woods Elementary	33.33% 7	33.33% 7	33.33% 7	0.00% 0	95.45% 21
District Website					
	Most Effective	Rather Effective	Somewhat Effective	Least Effective	Total
Q1: Turner Woods Elementary	26.32% 5	47.37% 9	26.32% 5	0.00% 0	86.36% 19
Automated Phone Call					
	Most Effective	Rather Effective	Somewhat Effective	Least Effective	Total

FY16 Title I & II JCSS Parent Survey

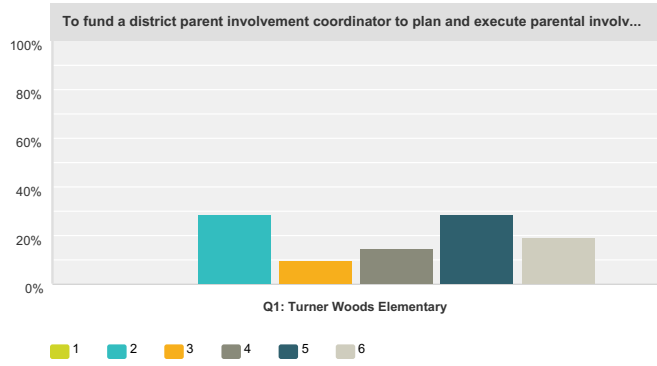
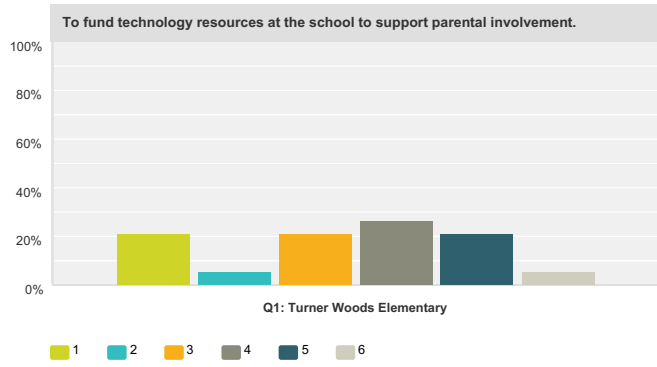
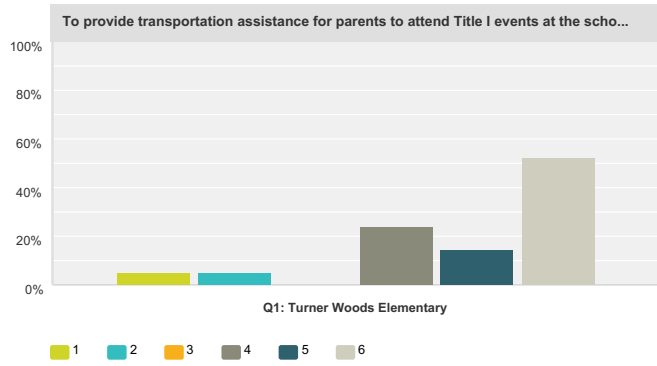
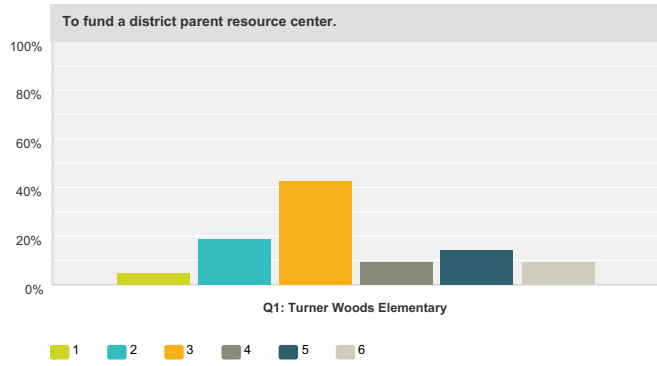
Q1: Turner Woods Elementary	68.18% 15	31.82% 7	0.00% 0	0.00% 0	100.00% 22
Local Newspaper					
	Most Effective	Rather Effective	Somewhat Effective	Least Effective	Total
Q1: Turner Woods Elementary	9.52% 2	33.33% 7	52.38% 11	4.76% 1	95.45% 21
Mail					
	Most Effective	Rather Effective	Somewhat Effective	Least Effective	Total
Q1: Turner Woods Elementary	23.81% 5	42.86% 9	23.81% 5	9.52% 2	95.45% 21
Parent-Teacher Conferences					
	Most Effective	Rather Effective	Somewhat Effective	Least Effective	Total
Q1: Turner Woods Elementary	54.55% 12	36.36% 8	9.09% 2	0.00% 0	100.00% 22
Curriculum Night					
	Most Effective	Rather Effective	Somewhat Effective	Least Effective	Total
Q1: Turner Woods Elementary	35.00% 7	35.00% 7	25.00% 5	5.00% 1	90.91% 20
Literacy/ELA Night					
	Most Effective	Rather Effective	Somewhat Effective	Least Effective	Total
Q1: Turner Woods Elementary	30.00% 6	30.00% 6	30.00% 6	10.00% 2	90.91% 20
Science/Math Night					
	Most Effective	Rather Effective	Somewhat Effective	Least Effective	Total
Q1: Turner Woods Elementary	30.00% 6	35.00% 7	25.00% 5	10.00% 2	90.91% 20
Transition Workshop					
	Most Effective	Rather Effective	Somewhat Effective	Least Effective	Total
Q1: Turner Woods Elementary	30.00% 6	30.00% 6	35.00% 7	5.00% 1	90.91% 20
Social Media (Text, facebook, remind, etc.)					
	Most Effective	Rather Effective	Somewhat Effective	Least Effective	Total
Q1: Turner Woods Elementary	61.90% 13	38.10% 8	0.00% 0	0.00% 0	95.45% 21

Q9 How would you like to see parental involvement funds used? Please place in rank order 1 being the most important to fund and 6 being the least important to fund.

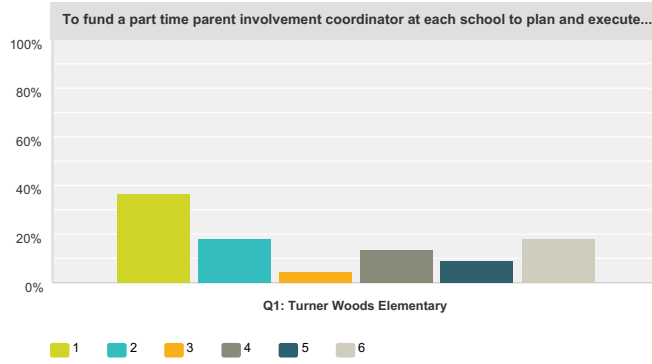
Answered: 22 Skipped: 0



FY16 Title I & II JCSS Parent Survey



FY16 Title I & II JCSS Parent Survey



To provide academic materials for parents to use with their student in the home.

	1	2	3	4	5	6	Total
Q1: Turner Woods Elementary	36.36% 8	18.18% 4	22.73% 5	13.64% 3	9.09% 2	0.00% 0	100.00% 22

To fund a district parent resource center.

	1	2	3	4	5	6	Total
Q1: Turner Woods Elementary	4.76% 1	19.05% 4	42.86% 9	9.52% 2	14.29% 3	9.52% 2	95.45% 21

To provide transportation assistance for parents to attend Title I events at the school.

	1	2	3	4	5	6	Total
Q1: Turner Woods Elementary	4.76% 1	4.76% 1	0.00% 0	23.81% 5	14.29% 3	52.38% 11	95.45% 21

To fund technology resources at the school to support parental involvement.

	1	2	3	4	5	6	Total
Q1: Turner Woods Elementary	21.05% 4	5.26% 1	21.05% 4	26.32% 5	21.05% 4	5.26% 1	86.36% 19

To fund a district parent involvement coordinator to plan and execute parental involvement activities and events for all schools.

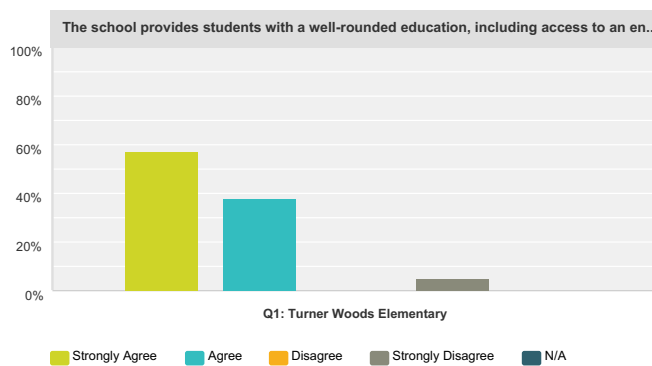
	1	2	3	4	5	6	Total
Q1: Turner Woods Elementary	0.00% 0	28.57% 6	9.52% 2	14.29% 3	28.57% 6	19.05% 4	95.45% 21

To fund a part time parent involvement coordinator at each school to plan and execute parental involvement activities and events.

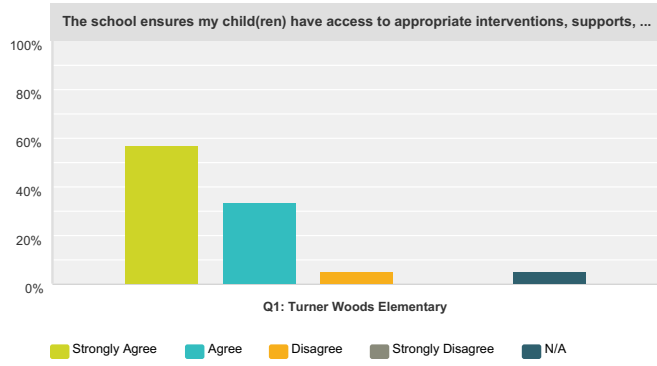
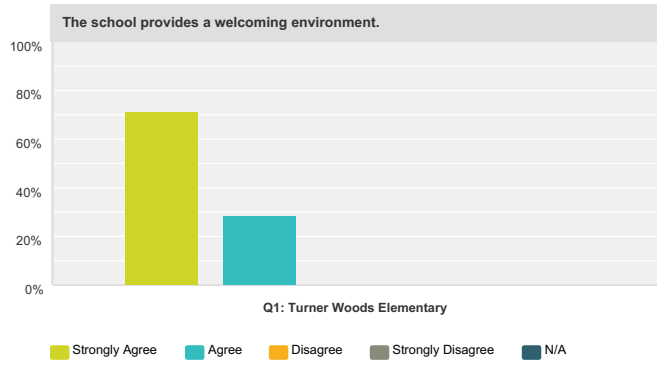
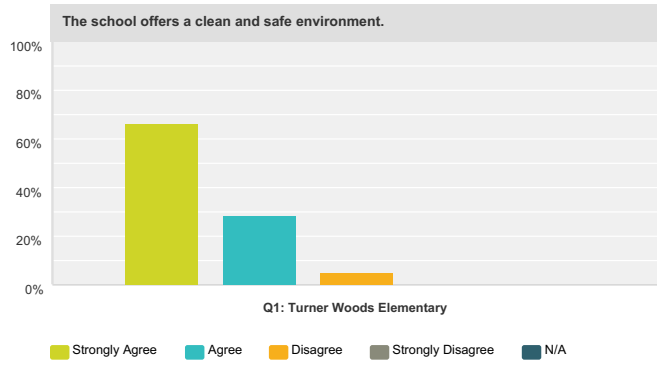
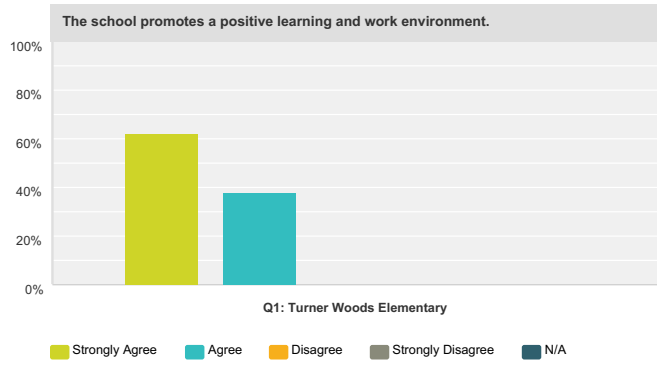
	1	2	3	4	5	6	Total
Q1: Turner Woods Elementary	36.36% 8	18.18% 4	4.55% 1	13.64% 3	9.09% 2	18.18% 4	100.00% 22

Q10 Please indicate how much you agree or disagree with the following statements.

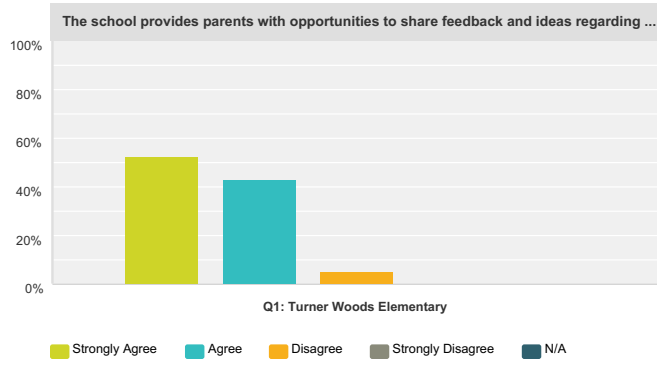
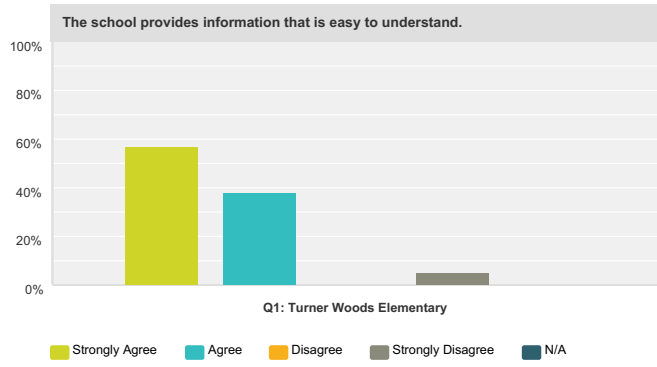
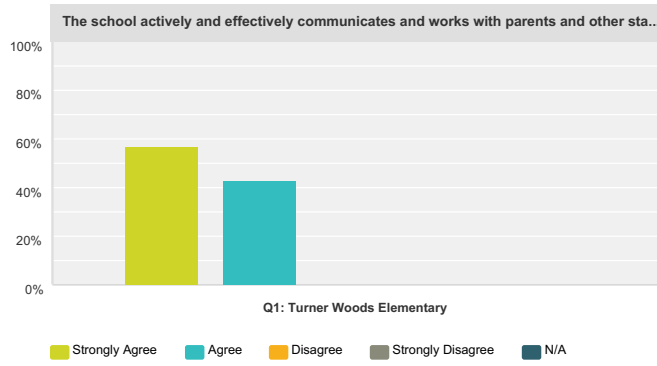
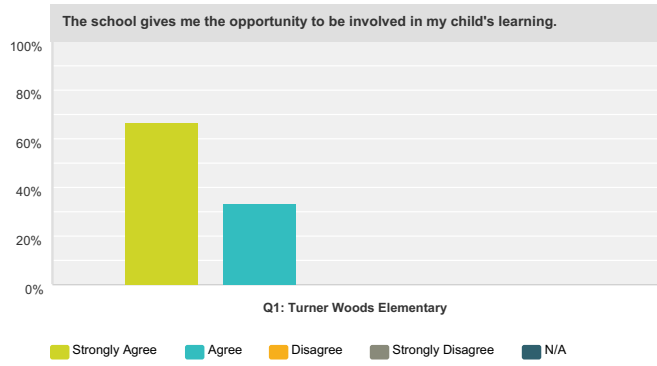
Answered: 21 Skipped: 1



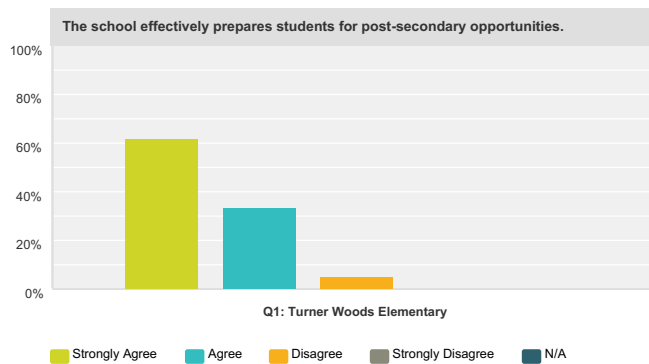
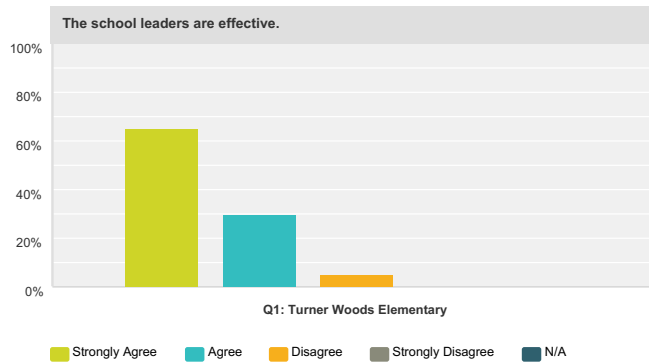
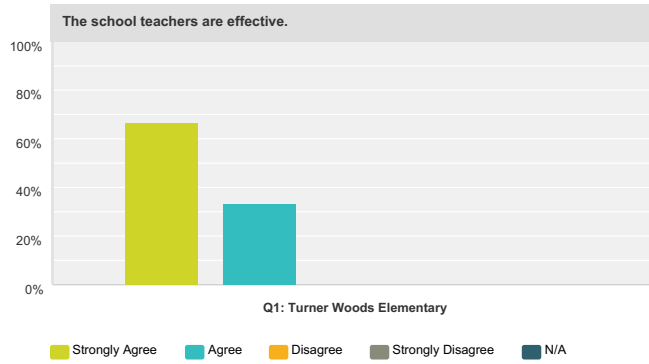
FY16 Title I & II JCSS Parent Survey



FY16 Title I & II JCSS Parent Survey



FY16 Title I & II JCSS Parent Survey



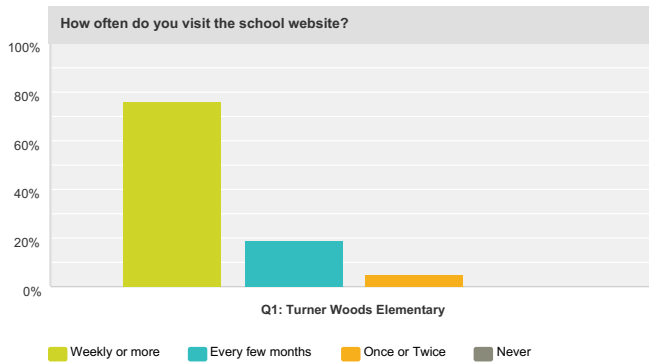
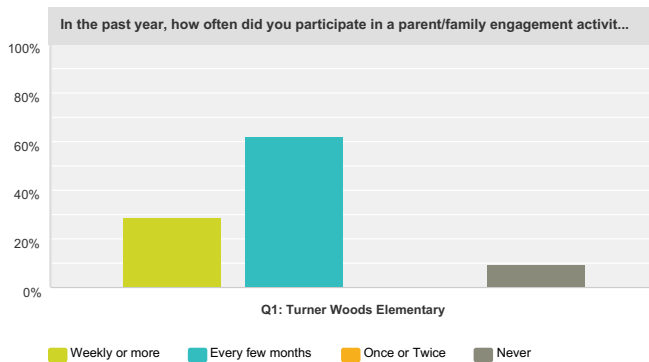
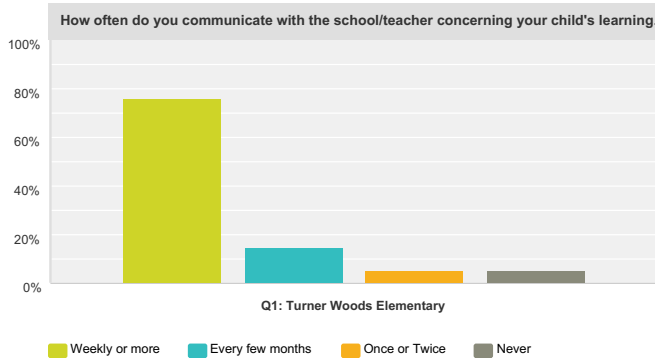
The school provides students with a well-rounded education, including access to an enriched curriculum and educational experience.						
	Strongly Agree	Agree	Disagree	Strongly Disagree	N/A	Total
Q1: Turner Woods Elementary	57.14% 12	38.10% 8	0.00% 0	4.76% 1	0.00% 0	100.00% 21
The school promotes a positive learning and work environment.						
	Strongly Agree	Agree	Disagree	Strongly Disagree	N/A	Total
Q1: Turner Woods Elementary	61.90% 13	38.10% 8	0.00% 0	0.00% 0	0.00% 0	100.00% 21
The school offers a clean and safe environment.						
	Strongly Agree	Agree	Disagree	Strongly Disagree	N/A	Total
Q1: Turner Woods Elementary	66.67% 14	28.57% 6	4.76% 1	0.00% 0	0.00% 0	100.00% 21
The school provides a welcoming environment.						
	Strongly Agree	Agree	Disagree	Strongly Disagree	N/A	Total
Q1: Turner Woods Elementary	71.43% 15	28.57% 6	0.00% 0	0.00% 0	0.00% 0	100.00% 21
The school ensures my child(ren) have access to appropriate interventions, supports, and other necessary services in order to meet the challenges that impact student achievement.						
	Strongly Agree	Agree	Disagree	Strongly Disagree	N/A	Total
Q1: Turner Woods Elementary	57.14% 12	33.33% 7	4.76% 1	0.00% 0	4.76% 1	100.00% 21
The school gives me the opportunity to be involved in my child's learning.						
	Strongly Agree	Agree	Disagree	Strongly Disagree	N/A	Total
Q1: Turner Woods Elementary	66.67% 14	33.33% 7	0.00% 0	0.00% 0	0.00% 0	100.00% 21
The school actively and effectively communicates and works with parents and other stakeholders.						
	Strongly Agree	Agree	Disagree	Strongly Disagree	N/A	Total
Q1: Turner Woods Elementary	66.67% 14	33.33% 7	0.00% 0	0.00% 0	0.00% 0	100.00% 21

FY16 Title I & II JCSS Parent Survey

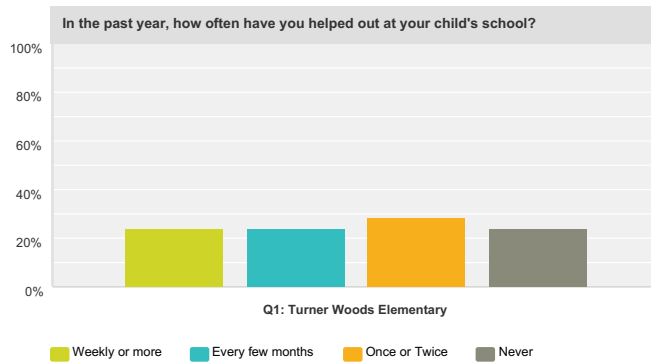
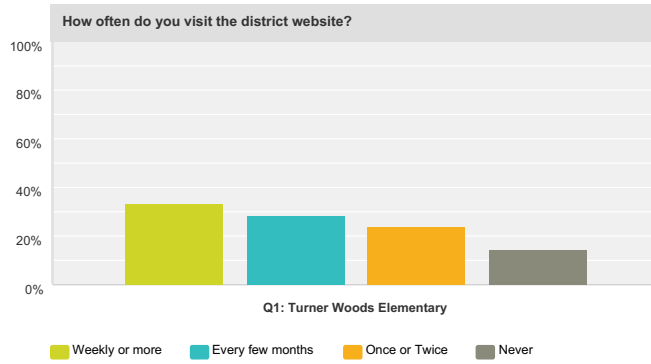
Q1: Turner Woods Elementary	57.14% 12	42.86% 9	0.00% 0	0.00% 0	0.00% 0	100.00% 21
The school provides information that is easy to understand.						
	Strongly Agree	Agree	Disagree	Strongly Disagree	N/A	Total
Q1: Turner Woods Elementary	57.14% 12	38.10% 8	0.00% 0	4.76% 1	0.00% 0	100.00% 21
The school provides parents with opportunities to share feedback and ideas regarding the school's parent involvement program and activities.						
	Strongly Agree	Agree	Disagree	Strongly Disagree	N/A	Total
Q1: Turner Woods Elementary	52.38% 11	42.86% 9	4.76% 1	0.00% 0	0.00% 0	100.00% 21
The school teachers are effective.						
	Strongly Agree	Agree	Disagree	Strongly Disagree	N/A	Total
Q1: Turner Woods Elementary	66.67% 14	33.33% 7	0.00% 0	0.00% 0	0.00% 0	100.00% 21
The school leaders are effective.						
	Strongly Agree	Agree	Disagree	Strongly Disagree	N/A	Total
Q1: Turner Woods Elementary	65.00% 13	30.00% 6	5.00% 1	0.00% 0	0.00% 0	95.24% 20
The school effectively prepares students for post-secondary opportunities.						
	Strongly Agree	Agree	Disagree	Strongly Disagree	N/A	Total
Q1: Turner Woods Elementary	61.90% 13	33.33% 7	4.76% 1	0.00% 0	0.00% 0	100.00% 21

Q11 Please indicate which indicator best fits each question.

Answered: 21 Skipped: 1



FY16 Title I & II JCSS Parent Survey

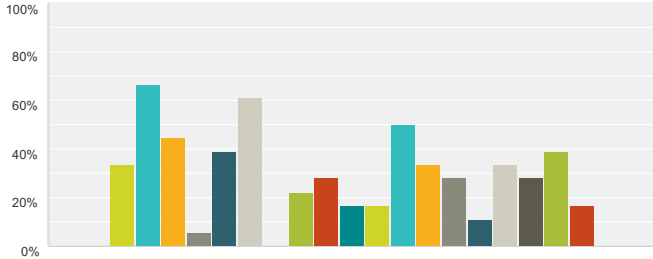


How often do you communicate with the school/teacher concerning your child's learning and progress?					
	Weekly or more	Every few months	Once or Twice	Never	Total
Q1: Turner Woods Elementary	76.19% 16	14.29% 3	4.76% 1	4.76% 1	100.00% 21
In the past year, how often did you participate in a parent/family engagement activity, event, or program held at your child's school?					
	Weekly or more	Every few months	Once or Twice	Never	Total
Q1: Turner Woods Elementary	28.57% 6	61.90% 13	0.00% 0	9.52% 2	100.00% 21
How often do you visit the school website?					
	Weekly or more	Every few months	Once or Twice	Never	Total
Q1: Turner Woods Elementary	76.19% 16	19.05% 4	4.76% 1	0.00% 0	100.00% 21
How often do you visit the district website?					
	Weekly or more	Every few months	Once or Twice	Never	Total
Q1: Turner Woods Elementary	33.33% 7	28.57% 6	23.81% 5	14.29% 3	100.00% 21
In the past year, how often have you helped out at your child's school?					
	Weekly or more	Every few months	Once or Twice	Never	Total
Q1: Turner Woods Elementary	23.81% 5	23.81% 5	28.57% 6	23.81% 5	100.00% 21

Q12 Regarding which of the following topics would you like to receive more information? (Check all that apply)

Answered: 18 Skipped: 4

FY16 Title I & II JCSS Parent Survey



- School policies and procedures
- Helping your child succeed in school
- Helping your child with math
- High school graduation requirements
- Test-taking skills
- Improving my child's reading skills
- State adopted standards
- English/Language Arts
- Math curriculum
- Science curriculum
- Social Studies curriculum
- Study and homework tips
- Advanced Placement (AP courses)
- College admission planning
- College financial aid
- Using technology in education
- Understanding test scores
- Georgia Milestones
- Georgia Career Cluster/Pathway courses

	School policies and procedures	Helping your child succeed in school	Helping your child with math	High school graduation requirements	Test-taking skills	Improving my child's reading skills	State adopted standards	English/Language Arts	Math curriculum	Science curriculum	Social Studies curriculum	Study and homework tips	Advanced Placement (AP courses)	College admission planning	College financial aid
Q1: Turner Woods Elementary	33.33% 6	66.67% 12	44.44% 8	5.56% 1	38.89% 7	61.11% 11	0.00% 0	22.22% 4	27.78% 5	16.67% 3	16.67% 3	50.00% 9	33.33% 6	27.78% 5	11.11% 2
Total Respondents	6	12	8	1	7	11	0	4	5	3	3	9	6	5	2

Other (please specify)		Total
Q1: Turner Woods Elementary		0

#	Q1: Turner Woods Elementary	Date
	There are no responses.	

Q13 What ways can family engagement be strengthened in our school district?

Answered: 5 Skipped: 17

	What ways can family engagement be strengthened in our school district?	Total
Q1: Turner Woods Elementary	100.00% 5	100.00% 5
Total Respondents	5	5

#	Q1: Turner Woods Elementary	Date
1	Ask parents face to face to attend events and/or volunteer	5/13/2016 3:19 PM
2	continue what you're doing and encourage parent involvement starting at Pre-K and hopefully keep parent's involved throughout the school years	5/9/2016 6:55 PM
3	I think our district does what it can but maybe a monthly meeting of all Jones County Schools come together to discuss what is going on.	5/3/2016 10:26 PM
4	I believe the school is doing the best they can with the resources they have.	4/23/2016 11:23 AM
5	Offer food - it works...There is a daddy/daughter dance, a mom/son night - I think perhaps there should be another night dedicated to parents with same sex children - mom/daughter dad/son - we have lots of events offered but it would mean a lot to parents who cannot come to those parents as well.	4/19/2016 1:36 PM

Q14 What ways can family engagement be strengthened at your child(ren) school?

Answered: 4 Skipped: 18

	What ways can family engagement be strengthened at your child(ren) school?	Total
Q1: Turner Woods Elementary	100.00% 4	100.00% 4
Total Respondents	4	4

#	Q1: Turner Woods Elementary	Date
1	same as #13	5/13/2016 3:19 PM
2	I would recommend making face to face contact with parents who the parent coordinator feels will volunteer, the personal touch makes parents more likely to help out	5/9/2016 6:55 PM
3	Above	5/3/2016 10:26 PM

FY16 Title I & II JCSS Parent Survey

4	I believe the school is doing the best they can with the resources they have.	4/23/2016 11:23 AM
---	---	--------------------

Q15 How can the school improve on actively involving parents and the community in the activities of the school?

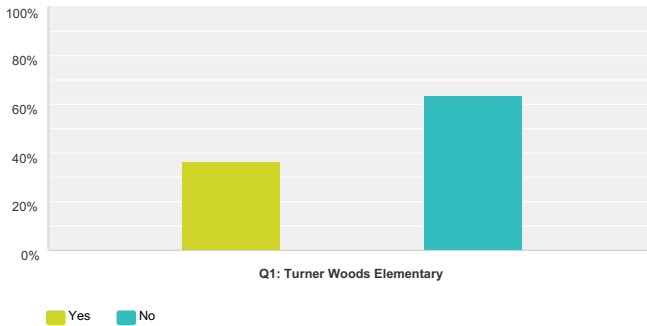
Answered: 4 Skipped: 18

	How can the school improve on actively involving parents and the community in the activities of the school?	Total
Q1: Turner Woods Elementary	100.00% 4	100.00% 4
Total Respondents	4	4

#	Q1: Turner Woods Elementary	Date
1	Offer events that appeal to parents, mother/son game night is a hit so is father/daughter dance; see what's on trend now and do something similar. These are extra comments: teachers should also abide by the dress code, they should look professional - my child shouldn't see his teacher's tattoo above her backside, which has happened. If uniforms are in place for teachers too, then maybe that would solve this problem. Also, policies should apply to EVERYONE, specifically if parents join their child on a school field trip and want their child to leave at the end with them; some parents are allowed to do it, some are not; some teachers allow it, some teachers do not. It is unfair when a parent knows other parents have taken their child after a field trip and then, is told no, that it is against policy.	5/13/2016 3:19 PM
2	same as #14	5/9/2016 6:55 PM
3	Making sure we are fully informed	5/3/2016 10:26 PM
4	I believe the school is doing the best they can with the resources they have.	4/23/2016 11:23 AM

Q16 Would you be in favor of your school establishing a school uniform dress-code policy?

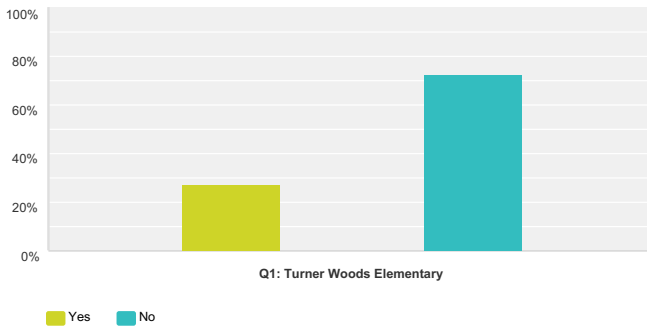
Answered: 22 Skipped: 0



	Yes	No	Total
Q1: Turner Woods Elementary	36.36% 8	63.64% 14	100.00% 22
Total Respondents	8	14	22

Q17 Do you think school uniforms would help to promote positive behavior?

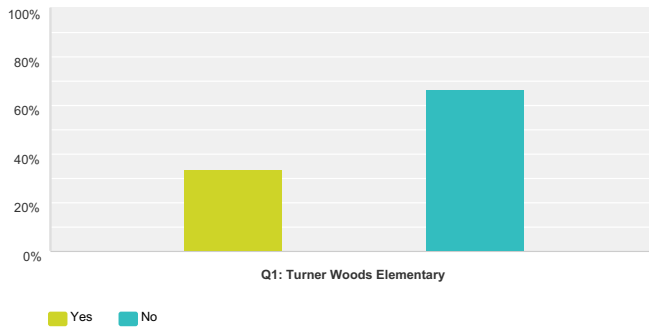
Answered: 22 Skipped: 0



	Yes	No	Total
Q1: Turner Woods Elementary	27.27% 6	72.73% 16	100.00% 22
Total Respondents	6	16	22

Q18 Do you believe uniforms would help improve the learning environment?

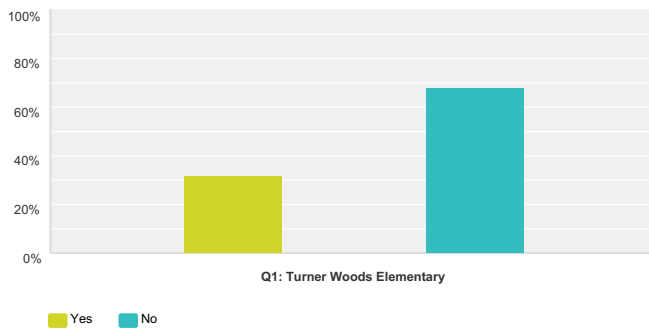
Answered: 21 Skipped: 1



	Yes	No	Total
Q1: Turner Woods Elementary	33.33% 7	66.67% 14	100.00% 21
Total Respondents	7	14	21

Q19 Do you feel school uniforms would help to promote a sense of security?

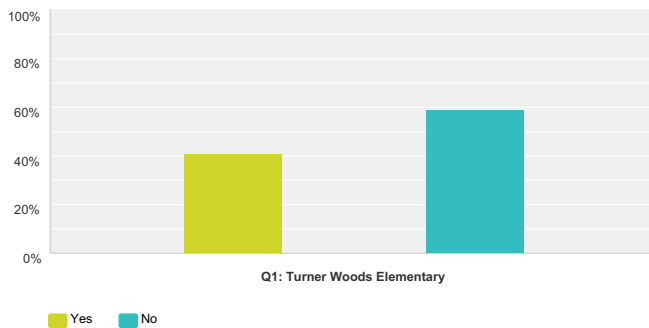
Answered: 22 Skipped: 0



	Yes	No	Total
Q1: Turner Woods Elementary	31.82% 7	68.18% 15	100.00% 22
Total Respondents	7	15	22

Q20 Do you feel you would spend less money on clothes if your child wore a school uniform?

Answered: 22 Skipped: 0



	Yes	No	Total
Q1: Turner Woods Elementary	40.91% 9	59.09% 13	100.00% 22
Total Respondents	9	13	22